

# Respireo SOFT Nasal

enjoy every moment



## The success key helping you to support patient acceptance in their treatment.

The Respireo SOFT series will make your life and those of your patients simpler through a unique and optimal user experience.



Respireo **SOFT**  
Nasal

## Performance

- Reduced size options to allow for optimization of stock levels as well as quick set up with patients
- Quick set-up and fitting to help you to get the right fit the first time

## Comfortable

- Cushion with SOFT technology fitting the contours of the nose to reduce pressure on the nasal bridge, which is a highly sensitive area
- The hooks position close to the face to enhance stability and air tightness with gentle settings of the headgear
- Open field vision for better independence

## Easy to use

- Easy to install, adjust and clean.
- Preservation of the headgear's settings (pull the headgear off through the notches on the forehead support and the hooks on the lateral arms)

# Respireo SOFT Nasal Mask

## The Univeo headgear

Is designed to self-locate high on the head in order to distribute the support and offer a greater stability.



## Respireo SOFT cushion

Naturally fits the nasal bridge for a high level of comfort and seal night after night.

## Ergonomic hooks

Making it easy for patients to remove the mask and refit it in the same position.

## Flexible lateral arms

Auto-adjust to facial width for perfect stability without requiring any tension of the headgear.

## Light and durable frame

Limit disturbances to the seal during sleep to obtain airtightness while ensuring a clear line of sight.

## Diffused and quiet exhalation port

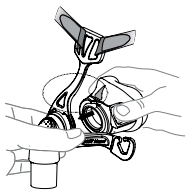
Directs air away from the patient and the bed partner.

## 360° rotating elbow

With a quick release swivel for freedom of movements.

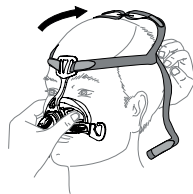


## Fitting guide

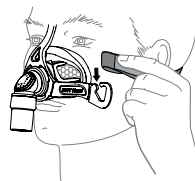


**1.** Align the two triangle and clip the cushion to the frame.

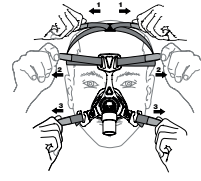
**Tips:** The two lines under the cushion and frame should also be lined up.



**2.** Position the mask on the face (upper part of the cushion at 2/3 of the nose) while pulling the headgear over the head.

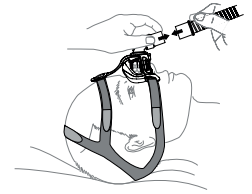


**3.** Loop the lower straps of the headgear into the hooks.



**4.** Adjust the settings of the headgear from the top to the bottom (1,2 and 3).

**Tips:** Ensure not to over tighten the headgear.



**5.** Make final adjustment while lying down. Softly rise the cushion until it naturally sits on the bridge of the nose. If needed, gently release/tighten the headgear settings.

**Note:** For complete user instructions refer to the User Manual of the device. Find also the fitting guide directly on YouTube to know how to install, adjust and clean your Respireo SOFT Nasal.

## Ordering information

Product information	Size	Part number	Manufacturing reference
<b>Respireo SOFT Nasal</b>			
Respireo SOFT Nasal	Medium	<b>KM227500</b>	(Manufacturer reference 472360*)
Univeo headgear		<b>KM227700</b>	(Manufacturer reference 472471**)
Respireo SOFT Nasal Cushion	Medium	<b>KM227800</b>	(Manufacturer reference 472470)

(\*) Medical device class IIa **CE**0051. (\*\*) Medical device class I **CE**

For more information please contact us at:

Air Liquide Healthcare, Stratus House, Unit 1 IDA College Park, Blanchardstown Road North, Blanchardstown, Dublin 15, D15 PEC4.

Tel: +353 (0)1 809 1800 Freephone: 1800 24 02 02 (ROI only) 0800 328 5875 (NI only)

Fax: +353 (0)1 829 3966 Email: [healthie@airliquide.ie](mailto:healthie@airliquide.ie) Website: [www.airliquidehealthcare.ie](http://www.airliquidehealthcare.ie)