

For a proper childhood

Respireo **SOFT**
Baby

Respireo **SOFT**
Child



NEW

Children's faces are very different to adult faces. **The Respireo SOFT Pediatrics range (Baby and Child)** is not an adult range that has been scaled down to child size; it has been developed with paediatric experts in order to meet all the specific needs of little ones and their families.

Respireo SOFT can be used with children from birth until they are around six years old.

Specially for children

- Innovative design specifically created to suit children's bone structure and fragile skin
- Even support distribution
- Long-lasting comfort

Extra-Comfortable

- Super smooth contact with the skin
- Open field vision
- Freedom of movement
- Allows for play and everyday activities

Easy to use

- Simple to adjust, wear and clean
- Limited number of components making daily use and stock management easier
- Quick start guide Video and illustrations

5 points headgear

Evenly distributes support points across the head and ensures stability.

SOFT Baby: 2 sizes XS and S.
SOFT Child: single size.

SOFT Cushion

A very thin lip which provides air tightness with minimal skin contact.

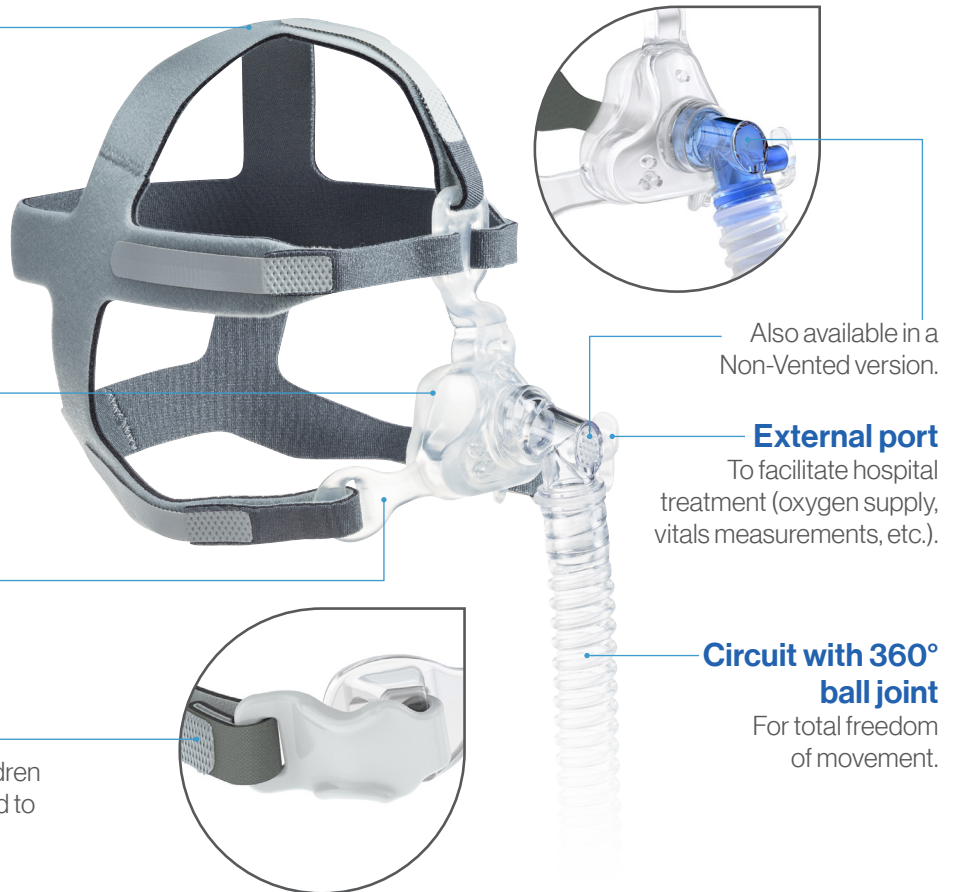
2 single sizes: 1 SOFT Baby and 1 SOFT Child.

SOFT Baby

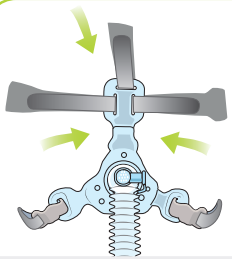


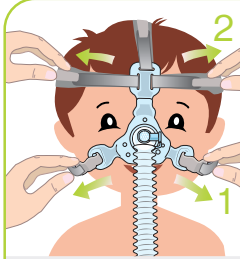
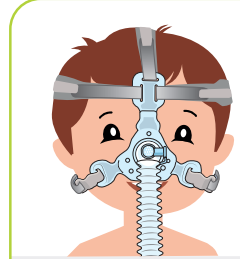
Attaches to the headgear using Velcro to guarantee infant safety and successful execution of the treatment.

SOFT Child

Hooks have been added to allow older children to use their masks without needing help and to maintain headgear settings.



Quick Setup Guide

Assembly	Discovery	Installation	Settings	Use
 <p>Join the headgear to the mask by placing each of the three upper arms into the corresponding slots. Then connect the tube to the silicone mask.</p>	 <p>Just like you, a child might worry about having to wear a mask. Take the time to show him/her the mask and explain what it is for, reassure, and turn it into a game.</p>	 <p>Place the cushion on the child's nose and pass the headgear over the head. Then attach the hooks.</p>	 <p>Adjust the headgear settings, starting at the bottom and working upwards. Be careful not to make the headgear too tight. The cushion should not cover the mouth.</p>	 <p>The mask is ready to use. Connect the tube to the ventilation unit. If any leakages or support points appear during ventilation, make small adjustments to the headgear.</p>

Mask Codes

Codes	Designation	Size
KM225300	Respireo SOFT Baby (manufacturer reference 472700*)	XS
KM225400	Respireo SOFT Baby (manufacturer reference 472703*)	S
KM227300	Respireo SOFT Baby Non Vented (manufacturer reference 472704*)	XS
KM227400	Respireo SOFT Baby Non Vented (manufacturer reference 472705*)	S
KM228900	Respireo SOFT Child (manufacturer reference 472711*)	-
KM229000	Respireo SOFT Child Non Vented (manufacturer reference 472712*)	-

Respireo **SOFT**
Baby

Respireo **SOFT**
Child

Please read user manual.

(*) Medical device class IIa CE 0051 manufactured by Air Liquide Medical Systems Sr.l. Distributed by Air Liquide Medical System S.A.

For more information please contact us at:

Air Liquide Healthcare, Stratus House, Unit 1 IDA College Park, Blanchardstown Road North, Blanchardstown, Dublin 15, D15 PEC4.

Tel: +353 (0)1 809 1800 Freephone: 1800 24 02 02 (ROI only) 0800 328 5875 (NI only)

Fax: +353 (0)1 829 3966 Email: healthie@airliquide.ie Website: www.airliquidehealthcare.ie

ALHC/IE - JUL 23